






---

# THE GROWTH MARKETER'S GUIDE TO EMAIL METRICS




---



**iterable.com**

@iterable   
/company/iterable   
/iterable 

**sparkpost.com**

@sparkpost   
/company/sparkpost   
/sparkpost 

# Table of Contents

<b>Introduction</b> .....	3
<b>Key Takeaways</b> .....	4
<b>Email Marketers</b> .....	5
Metrics for Engagement	
<b>DevOps and Engineers</b> .....	7
Metrics for Deliverability and Performance	
<b>Marketing Executives</b> .....	9
Metrics for Strategy	
<b>The Iterable and SparkPost Solution</b> .....	11
<b>Customer Use Case: Zillow</b> .....	13
<b>Conclusion</b> .....	14



## Introduction

Today's growth marketers know that it is always possible to better understand their customers. User preferences and lifetime value are not set in stone, so it's essential to possess a spirit of self-improvement around the tools and tactics that drive marketing strategy.

Email marketing continues to be the **best digital channel for ROI**, so improving email performance with key metrics is of the utmost importance. After all, how can you engage your customers if you're not asking the right questions or collecting the right data?

Whether you're evaluating email providers or building out your growth marketing stack, it's important to select technologies that can ensure high deliverability, create more targeted messaging and analyze campaign results in real-time for sophisticated data-driven marketing.

This guide is for growth marketers and technologists interested in implementing high-performing email campaigns. In it, we cover the pivotal metrics used by three core groups:

 **Email Marketers**

 **DevOps and Engineers**

 **Marketing Executives**

We then demonstrate how Iterable and SparkPost's joint solution can be leveraged to build and run better email campaigns by tracking these metrics.

If this report piques your interest and you'd like to learn how to use these email metrics to power data-driven marketing campaigns, please reach out to us.


Iterable empowers growth marketers to create world-class user engagement campaigns throughout the full lifecycle, and across all channels. Build workflows, automate touchpoints and test strategies at scale without engineering support.




[iterable.com/demo](https://iterable.com/demo)

SparkPost is the world's #1 email infrastructure provider and the most performant email delivery service available. Our customers send over 3 trillion messages a year, more than 25 percent of the world's non-spam email.

[sparkpost.com](https://sparkpost.com)




**iterable.com**  
@iterable   
/company/iterable   
/iterable 

**sparkpost.com**  
 @sparkpost  
 /company/sparkpost  
 /sparkpost

## Key Takeaways

Deploying successful email campaigns is certainly a team effort. From the CMO to the Email Marketing Specialist to the programmers working behind the scenes, there are key metrics that each individual must consider.

To empower your organization to develop a data-driven email marketing strategy, we dive deeper into the industry benchmarks that email marketers, engineers and executives should care most about, revealing best practices for more informed decision-making.



### Email Marketers

Email marketers manage the metrics that are most commonly discussed: opens, clicks, unsubscribes and the like. Holistically, however, individual managers of email campaigns are concerned with increasing the level of user engagement.

Sophisticated segmentation and on-the-fly experimentation are key to turning boring blasts into highly personalized messaging.

### DevOps and Engineers

For every successful email marketer there is an engineer observing campaign performance on the back-end. DevOps and technical operations teams are usually responsible for measures, such as traffic shaping and bounce handling, to ensure high deliverability.

Deliverability requires the full participation of both the marketer who creates the emails and the engineer who helps manage the systems that send them.

### Marketing Executives

After the email marketers and engineers deploy campaigns, it's the marketing executive who must then see the forest for the trees. CMOs and other senior leaders should look to strategic metrics to determine true ROI from email.

More importantly, executives must understand that the email journey is cyclical and requires optimization over time.



[iterable.com](https://iterable.com)  
@iterable  
/company/iterable  
/iterable



[sparkpost.com](https://sparkpost.com)  
@sparkpost  
/company/sparkpost  
/sparkpost



## Email Marketers

### Metrics for Engagement

Much of what is discussed in marketing is related to user acquisition, the strategy of gaining new members of your audience. But once an email address has been obtained, it's up to the email marketer to keep a new user engaged in order to increase their lifetime value.

Depending on your business model, there are three possible goals for user engagement.

-  *Getting a customer to purchase multiple times or at higher price points.*
-  *Keeping a customer interested in order to prevent churn.*
-  *Encouraging a user to view content on a regular basis.*

There are many metrics that email marketers can use to track user engagement. With the right growth marketing platform, these metrics can be observed in real-time and drilled down by device and location—giving you a comprehensive view of who is engaged, where and when.

### User Engagement Benchmarks

	BULK EMAIL	TRANSACTIONAL EMAIL	NOTES FROM OUR EMAIL PROS
OPEN RATE	20%	35%	If you're seeing less than 1 in 5 emails opened, then you're sending unwanted emails—and that's a recipe for low engagement.
CLICK THROUGH RATE	3%	6%	Increasing CTR is highly dependent on the quality of your creative and the engagement of your list.
CLICK-TO-OPEN RATE	25%	40%	While CTO often tracks overall CTR trends, it's a more meaningful way to assess content engagement and performance.
UNSUBSCRIBE RATE	0.4%	0.25%	Make it easy for recipients to express their email preferences. You'll get important feedback and a better qualified list.

*Although results may vary, these are the benchmarks for user engagement metrics that email marketers can expect.*



[iterable.com](https://iterable.com)  
 @iterable  
 /company/iterable  
 /iterable

[sparkpost.com](https://sparkpost.com)  
 @sparkpost  
 /company/sparkpost  
 /sparkpost

## Open Rate

Your confirmed open rate is the percentage of unique opens divided by the total number of accepted emails. Most often an email open is measured only when the reader's email client displays HTML with images.

Open rates will vary between email type (transactional emails perform better than promotional blasts) and industry (travel companies and nonprofit organizations typically have higher opens).



## Click Through Rate (CTR)

An email's CTR is measured by the number of times a link is clicked from a message divided by the number of accepted emails. Unique CTR refers to the number of people who clicked, not the total times a link was clicked.

It's important to analyze the CTR of an individual email, as well as emails within or across campaigns, to better determine user engagement.

## Click-to-Open Rate (CTO)

This metric is calculated by the unique number of times a link is clicked from a message divided by the unique number of confirmed opens. By definition, average CTO will rank higher than CTR.

However, as mentioned previously, there is no guaranteed method for determining how many subscribers physically looked at your email, so both open and click-to-open rates are estimates.



## Unsubscribe Rate

The CAN-SPAM Act mandates that users have the right to opt out of commercial messages. Your unsubscribe rate is the percentage of recipients who unsubscribe from receiving email communications in the future.

Though few of us enjoy seeing unsubscribes to our emails, they do serve as a sort of "tough love" that helps improve overall list quality, as well as a learning opportunity for fine-tuning content.

These email metrics are key to understanding how to communicate with your users, but there are many more that must be analyzed behind the inbox. In the next section, we go into the details of the metrics that technical email operations teams must consider to ensure high email deliverability and performance.



## DevOps and Engineers

### Metrics for Deliverability and Performance

As we've described, metrics such as opens and clicks are fundamental aspects of measuring user engagement. These engagement-level metrics are critical measures of the health of a marketing campaign.

But technical teams also need insight into message behaviors in order to optimize the performance of systems and the resources they use. The metrics they measure provide key insight into the operational health of the email infrastructure upon which marketers rely.

### Deliverability & Performance Benchmarks

	BULK EMAIL	TRANSACTIONAL EMAIL	NOTES FROM OUR EMAIL PROS
DELIVERABILITY	85%	98%	Your deliverability reflects the quality of your emails and how well you meet the needs of your recipients.
HARD BOUNCE	2%	1%	High bounce rates are a red flag to ISPs and have a significant effect on email deliverability.
SOFT BOUNCE	1%	1%	All bounces are somewhat out of your control, but that's especially true for your soft bounce rate.
LATENCY	<5 MINUTES	<1 MINUTE	What matters most is your customer's context: did the message arrive when they expected it and could act upon it?

*Although results will depend on email infrastructure, these benchmarks are considered acceptable for industry standards.*

### Deliverability



We define deliverability as the proportion of emails that were successfully delivered to customers' inboxes. However, the term "deliverability" is sometimes confused with message acceptance rate, which is the share of messages actually delivered to an ISP (i.e., did not bounce) divided by how many were sent in total.

Assessing how many messages actually went to the inbox requires deductive reasoning and a variety of **statistical approaches**. You should also note that your brand reputation, technical infrastructure and user engagement can all affect email deliverability, so make sure these contributing factors are in good standing.



iterable.com  
 @iterable  
 /company/iterable  
 /iterable



sparkpost.com  
 @sparkpost  
 /company/sparkpost  
 /sparkpost

## Bounce Rate

Bounces are messages that are returned as undeliverable; your bounce rate is calculated as the percentage of bounces compared to the number of total messages sent.

Bounces are categorized as either “hard” (permanent failures, like an invalid email address) or “soft” (temporary delays, like a full mailbox).

Hard bounces are the most meaningful metric, because they directly relate to the quality of your mailing list. If your hard bounce rate gets too high, ISPs will be more likely to assign you to the spam folder or even refuse message deliveries altogether.

As such, your bounce rate is a crucial indicator of your list quality and your overall sending health.



## Latency

Message latency is defined as the time it takes for a transmitted message to be accepted by the receiving ISP.

In many cases, it may take just a few seconds for messages to be delivered. However, because there are a number of external factors, including public network conditions, message latency can vary significantly from ISP to ISP.

In a healthy sending infrastructure, internal latency (that is, time from message creation to outbound queuing) should not exceed a few seconds.

Anything longer than that is a sign of overloaded or misconfigured systems and should be taken as a warning that something is not performing correctly.

Like the old expression, “time is money,” poor message latency can negatively affect a number of metrics, including open, click and conversion rates.

Although most business users will need only a high-level summary of technical measures like these, operations teams certainly should keep a close eye on them. They are key indicators of email infrastructure health, and any problems at this level soon could cascade into affecting key marketing and business metrics.







## Marketing Executives

### Metrics for Strategy

While email marketers and engineers work in real-time to deploy campaigns, it's the marketing executive's responsibility to take a step back and determine whether a campaign is achieving the objectives of the business.

If user engagement and deliverability remain high, then a CMO can analyze whether the marketing ROI is following suit. Important strategic metrics for executives to track are conversions, average order value and customer lifetime value.



### Conversion Rate


How you define conversions will depend on the desired actions you want users to take, whether it's viewing a tutorial or downloading your mobile app. Your conversion rate is calculated by the number of people who completed the required action divided by the total number of users.

For most businesses, a purchase is the ultimate conversion. Attribution models, such as first touch, last touch or time decay, enable marketers to determine which behavioral events will quickly convert a user and lead to more purchases.

### Average Order Value

While increasing the total number of purchases is important to B2C companies, it's also crucial to improve the average order value (AOV). This metric is measured by dividing the total revenue by the number of orders taken.

Common methods of increasing AOV include offering cross-selling and upselling opportunities, volume discounts and product bundles. Establishing a loyalty program and a free shipping threshold can also boost AOV and increase profits.



### Customer Lifetime Value

A customer's lifetime value is based on a prediction of the net profit attributed to their entire future relationship with the business. There are many methods of calculating this metric, but overall they take a company's margin, retention and discount rates into account.

By calculating a customer's monetary value, marketing executives can better determine the cost of customer acquisition and allocate resources accordingly. Just remember that this metric is highly dynamic and must be re-evaluated regularly to ensure its accuracy.



To experience the dramatic growth that growth marketing espouses, senior executives must take these three steps into account.

- 1** *Identify what “growth” means in your business and at your stage of development. Be specific using strategic metrics like the ones mentioned above.*
- 2** *Isolate the individual levers that can drive this growth, which may exist several layers deep.*
- 3** *Systematically measure and test each lever, with the strategic metrics as the optimization goal.*

Executives should note that optimization is naturally a cyclical process, meaning it’s important to iterate again and again with each email marketing campaign. Check in with the marketing and engineering teams frequently to better understand when your goals and metrics need to be re-evaluated.

The CMO must ensure that this process is accomplished quickly and cost-effectively for maximum impact. Utilizing marketing automation technology is the smartest and most scalable way for executives to ramp up their growth marketing efforts.



[iterable.com](http://iterable.com)  
@iterable  
/company/iterable  
/iterable



[sparkpost.com](http://sparkpost.com)  
@sparkpost  
/company/sparkpost  
/sparkpost

# The Iterable and SparkPost Solution

No one in their right mind would go about tracking any of these email metrics manually, but with Iterable and SparkPost, you don't have to. Send the right emails to the right customers at the right time with SparkPost and Iterable's joint solution.

## Iterable

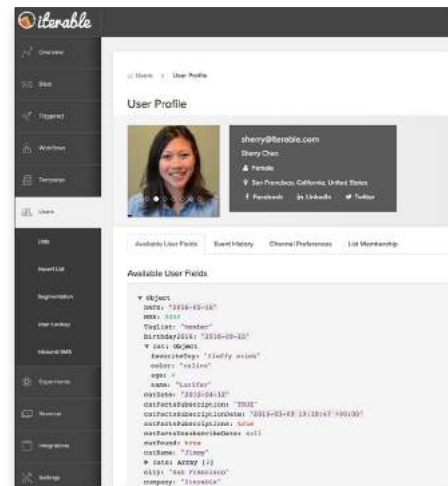
With its modern and intuitive tools, Iterable enables growth marketers to welcome and retain customers with relevant email messaging, strengthening their engagement and increasing customer lifetime value.

With Iterable, it's easy to email effectively with these four simple steps.

1. Create your user profiles with any data or behavioral event.
2. Segment your user base and save as static or dynamic lists.
3. Build your workflows, no coding required.
4. Design drag-and-drop, personalized templates.

Testing email messaging is vital for improved performance, and Iterable offers marketers the abilities to A/B test any aspect of their campaigns and preview variations on different email clients.

To analyze campaign performance, Iterable provides a variety of metrics by segments, locations, devices and more. Marketers can use these metrics to complete the feedback loop and determine actions to take in the future.



*“The important thing when we were evaluating all the vendors in this space was usability. Making it easy for our marketing teams, and all of our teams, was fairly important to us. Iterable feels like it was designed with the user in mind.”*

**Conrad Chu**  
Former CTO at Munchery



**iterable.com**  
@iterable  
/company/iterable  
/iterable

**sparkpost.com**  
@sparkpost  
/company/sparkpost  
/sparkpost

## SparkPost

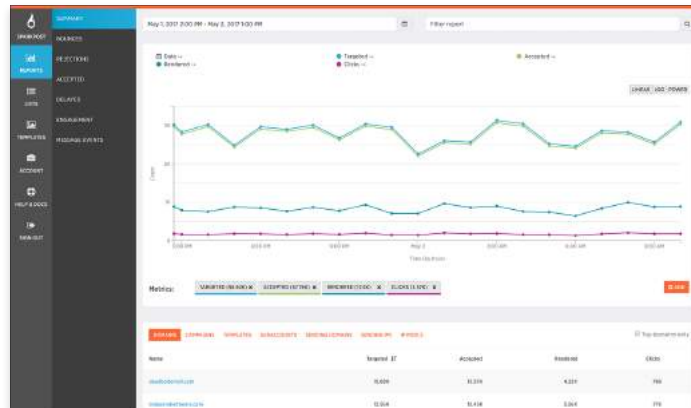
SparkPost is the email delivery service trusted by developers, enterprises and platforms like Iterable to send marketing and transactional messages from the cloud.

With great APIs and advanced analytics, SparkPost provides the high deliverability, robust scalability and expert support that demanding senders require for driving engagement and growth.

SparkPost enables today's apps and services to integrate data and analytics for measured performance. We know email doesn't stop with the send, and SparkPost's email analytics give you the information you need, exactly when you need it.

Key analytic features to help support growth marketers include:

- ▶ **35+ real-time email metrics**
- ▶ **Analytics visualization and dashboard**
- ▶ **Message Events API to query message status**
- ▶ **Real-time webhooks data stream**



*“Performance was just what we’d hoped—and SparkPost’s analytics were a slam-dunk. It’s a huge advantage to us to be able to focus on building strategic value for FT, while we rely on SparkPost to handle email delivery.”*

**Andrew Snead**

Technical Lead for Marketing Automation at Financial Times



[iterable.com](http://iterable.com)  
@iterable  
/company/iterable  
/iterable



[sparkpost.com](http://sparkpost.com)  
@sparkpost  
/company/sparkpost  
/sparkpost

## Customer Use Case: Zillow

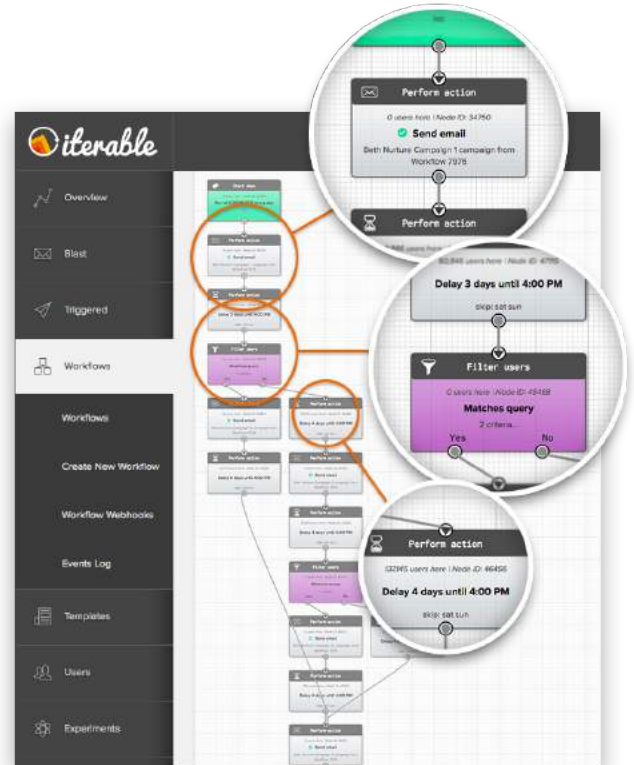
Zillow is the leading real estate and rental marketplace dedicated to empowering consumers with data, inspiration and knowledge around the place they call home.

With a massive customer base, scalability was a major concern for Zillow, which had found itself outgrowing the capabilities of its legacy email service provider.

After evaluating several alternatives, Zillow selected Iterable and SparkPost's joint solution for its ease of use and ability to scale to millions of users.

Thanks to Iterable's sophisticated segmentation and SparkPost's high deliverability, Zillow has achieved 161% lift in open rate and 18% lift in click-to-open rate (CTO).

Now Zillow's agile email marketing team can spend less time setting up campaigns and focus instead on the work that matters.



*“One of the things I love about using Iterable and SparkPost together is how they work on our behalf. Everybody is working toward the common goal of making our email marketing successful.”*

**Jamie Plankenhorn**  
Sr. Manager, Email Marketing at Zillow



**iterable.com**  
@iterable  
/company/iterable  
/iterable

**sparkpost.com**  
@sparkpost  
/company/sparkpost  
/sparkpost

## Conclusion

Email marketers, DevOps and marketing executives have the same objective of accelerating the growth of their businesses. However, to truly practice growth marketing, it's important to consider email metrics for engagement, deliverability and strategy.

By integrating SparkPost and Iterable, companies can rest assured their emails will not only achieve high performance, but also dramatically increase ROI across the entire marketing organization.

We appreciate you reading this guide to email metrics. Find more whitepapers, customer case studies and detailed User Engagement Teardowns of leading B2C companies on the Iterable [resources page](#).



Iterable empowers growth marketers to create world-class user engagement campaigns throughout the full lifecycle, and across all channels. Marketers segment users, build workflows, automate touch points, and test strategies at scale without engineering support.


[iterable.com/demo](https://iterable.com/demo)





SparkPost is the world's #1 email infrastructure provider and the most performant email delivery service available. Our customers send over 3 trillion messages a year, more than 25 percent of the world's non-spam email.

[sparkpost.com](https://sparkpost.com)



[iterable.com](https://iterable.com)  
@iterable   
/company/iterable   
/iterable 

[sparkpost.com](https://sparkpost.com)  
@sparkpost   
/company/sparkpost   
/sparkpost 